

EAGLE GROUP

A Division of AIMCO



POWER TOOL SOLUTIONS



Eagle Group is a leading supplier of power tools for industrial markets. Whether you need tools for material removal, finishing, maintenance, automotive, or assembly — Eagle Group has your solution.

Contents

GRINDERS2
SANDERS6
IMPACT WRENCHES9
RATCHET WRENCHES	10
ASSEMBLY TOOLS	11
PULSE TOOLS	13
DRILLS	14
CUTTING AND SPECIALTY TOOLS	17
ACCESSORIES	19
BITS AND SOCKETS	23



GENERAL DUTY

5000 Pencil Grinder

- Excellent for blending / finishing work.
- High speed precision
- Complete with air hose, exhaust hose, and integral silencer

Specifications

Collet Size:	1/8"
RPM (Approx.):	54,000
Throttle Type:	Twist
Exhaust:	Rear Hose
Weight:	0.6 lb / 0.3 kg
Length:	5.3 in / 133 mm
Power (Approx.):	0.10 hp
Air Usage:	6 cfm
Air Inlet:	1/4"



GENERAL DUTY

5001 1/4" Die Grinder

- All steel housing
- Built-in regulator
- 1/8" collet available

Specifications

Collet Size:	1/4"
RPM (Approx.):	18,000
Throttle Type:	Safety Lever
Exhaust:	Front
Weight:	1.3 lb / 0.6 kg
Length:	6.5 in / 165 mm
Power (Approx.):	0.33 hp
Air Usage:	14 cfm
Air Inlet:	1/4"



GENERAL DUTY

5002C 1/4" Die Grinder

- All steel housing
- Built-in regulator
- 1/8" collet available

Specifications

Collet Size:	1/4"
RPM (Approx.):	22,000
Throttle Type:	Safety Lever
Exhaust:	Rear
Weight:	1.2 lb / 0.5 kg
Length:	6.9 in / 175 mm
Power (Approx.):	0.33 hp
Air Usage:	14 cfm
Air Inlet:	1/4"



GENERAL DUTY

5200EC 1/4" Composite Die Grinder

- Lightweight and durable
- Ergonomic composite housing with a soft comfortable grip
- For blending, smoothing and sanding
- Less noise, vibration, and thermal transfer than aluminum tools

Specifications

Collet Size:	1/4"
RPM (Approx.):	22,000
Throttle Type:	Lever
Exhaust:	Rear
Weight:	1.3 lb / 0.59 kg
Length:	6.75 in / 171 mm
Power (Approx.):	0.75 hp
Air Usage:	14 cfm
Air Inlet:	1/4"




GENERAL DUTY

5201EC 1/4" Composite Mini Die Grinder

- Lightweight and durable
- Ergonomic composite housing with a soft comfortable grip
- Good for light weld grinding, polishing, and breaking sharp edges
- Less noise, vibration, and thermal transfer than aluminum tools

Specifications

Collet Size:	1/4"
RPM (Approx.):	25,000
Throttle Type:	Lever
Exhaust:	Rear
Weight:	0.8 lb / 0.36 kg
Length:	6.25 in / 159 mm
Power (Approx.):	0.50 hp
Air Usage:	12 cfm
Air Inlet:	1/4"



GENERAL DUTY

5116 1/4" Die Grinder, 6" Extended

- All ball-bearing construction
- Extended length for hard-to-reach areas
- Rib textured handle provides firm grip
- For blending, smoothing, and porting

Specifications

Collet Size:	1/4"
RPM (Approx.):	22,000
Throttle Type:	Safety Lever
Exhaust:	Rear
Weight:	2.75 lb / 1.2 kg
Length:	13 in / 305 mm
Power (Approx.):	0.33 hp
Air Usage:	14 cfm
Air Inlet:	1/4"



GENERAL DUTY

5003C 1/4" Angle Die Grinder

- Compact lightweight design
- Ball-bearing construction
- For sanding, deburring, and polishing
- Right angle provides easy access

Specifications

Collet Size:	1/4"
RPM (Approx.):	20,000
Throttle Type:	Safety Lever
Exhaust:	Rear
Weight:	1.0 lb / 0.5 kg
Length:	6.3 in / 159 mm
Power (Approx.):	0.33 hp
Air Usage:	14 cfm
Air Inlet:	1/4"



GENERAL DUTY

5004C 1/4" Gearless Angle Die Grinder

- Lightweight design with low vibration
- Cylinder constructed of high-quality steel
- Variable speed throttle for positive speed control
- For general high-speed polishing and grinding
- Alternative to MSI-Pro SM524

Specifications

Collet Size:	1/4"
RPM (Approx.):	25,000
Throttle Type:	Lever
Exhaust:	Rear
Weight:	1.1 lb / 0.5 kg
Length:	6.7 in / 170 mm
Power (Approx.):	0.3 hp
Air Usage:	2.7 cfm
Air Inlet:	1/4"



GENERAL DUTY

5202EC 1/4" Composite Angle Die Grinder, 90°

- Lightweight and durable
- Ergonomic composite housing with a soft comfortable grip
- Less noise, vibration, and thermal transfer than aluminum tools
- Right angle provides easy access
- For sanding, polishing, deburring, and porting

Specifications

Collet Size:	1/4"
RPM (Approx.):	20,000
Throttle Type:	Lever
Exhaust:	Rear
Weight:	1.1 lb / 0.55 kg
Length:	6.25 in / 159 mm
Power (Approx.):	0.60 hp
Air Usage:	12 cfm
Air Inlet:	1/4"



GENERAL DUTY

5205-2EC 3" Angle Grinder, 105°

- Ergonomic and safe use design
- 105° angled head design for improved sight lines and spark angle
- Tight access use
- 1/16" to 1/4" wheel capability

Specifications

Wheel Capacity:	3"
RPM (Approx.):	15,000
Throttle Type:	Lever
Exhaust:	Rear
Weight:	1.5 lb / 0.68 kg
Length:	8.25 in / 210 mm
Power (Approx.):	0.60 hp
Air Usage:	12 cfm
Air Inlet:	1/4"



GENERAL DUTY

5006 4" Angle Grinder

- Governed motor.
- 5/8" - 11 adapter included
- Uses Type 27 wheels, abrasive discs
- Spiral bevel gearing for extended life, low vibration
- For weld prep, smoothing, rust removal, and deburring
- Lightweight aluminum alloy housing

Specifications

Wheel Capacity:	4"
Spindle Type:	3/8" - 24
RPM (Approx.):	11,000
Throttle Type:	Safety Lever
Exhaust:	Front right
Weight:	4.0 lb / 1.8 kg
Length:	9.5 in / 241 mm
Power (Approx.):	0.60 hp
Air Usage:	18 cfm
Air Inlet:	1/4"



INDUSTRIAL DUTY

5194EC 4" Composite Angle Grinder

- Swivel guard adjustable in nine steps
- Composite body, spindle lock, rear exhaust, quiet operation
- Reversible side handle
- Governed motor

Specifications

Spindle Type:	3/8" - 24
RPM (Approx.):	12,000
Throttle Type:	Lever
Exhaust:	Rear
Weight:	3.8 lb / 1.72 kg
Length:	9.6 in / 244 mm
Power (Approx.):	1.30 hp
Air Usage:	25 cfm
Air Inlet:	1/4"

P/N # 5194EC KIT with #8101 and #8103



INDUSTRIAL DUTY

5195EC / 5196EC 4.5" / 5" Composite Angle Grinder

- Swivel guard adjustable in nine steps
- Composite body, spindle lock, rear exhaust, quiet operation
- Reversible side handle
- Governed motor
- 5195EC: 4.5" 5196EC: 5"

Specifications

Spindle Type:	5/8" - 11
RPM (Approx.):	12,000
Throttle Type:	Lever
Exhaust:	Rear
Weight:	3.8 lb / 1.72 kg
Length:	9.6 in / 244 mm
Power (Approx.):	1.30 hp
Air Usage:	25 cfm
Air Inlet:	1/4"

P/N # 5195EC KIT / 5196EC KIT with #8101 and #8102



GENERAL DUTY

5007 5" Angle Grinder

- Governed motor
- 5/8" - 11 adapter included
- Uses Type 27 wheels, abrasive discs
- Spiral bevel gearing for extended life, low vibration
- For weld prep, smoothing, rust removal, deburring
- Rugged, lightweight aluminum alloy housing

Specifications

Wheel Capacity	5"
Spindle Type:	3/8" - 24
RPM (Approx.):	11,000
Throttle Type:	Safety Lever
Exhaust:	Front Right
Weight:	4.3 lb / 1.8 kg
Length:	9.5 in / 241 mm
Power (Approx.):	0.60 hp
Air Usage:	18 cfm
Air Inlet:	1/4"



GENERAL DUTY

5008H 7" Angle Grinder

- Governed motor
- Aluminum alloy housing
- Spiral bevel gear angle head for long tool life
- For cleaning, deburring, notching, and grinding

Specifications

Wheel Capacity	7"
Spindle Type:	5/8" - 11
RPM (Approx.):	7,000
Throttle Type:	Pushbutton with Lever
Exhaust:	Bottom
Weight:	7.0 lb / 3.2 kg
Length:	13.5 in / 343 mm
Power (Approx.):	1.10 hp
Air Usage:	34 cfm
Air Inlet:	3/4"



INDUSTRIAL DUTY

6133EC 2" Composite Angle Sander, 90°

- Lightweight and durable
- Ergonomic composite housing with a soft comfortable grip
- Less noise, vibration, and thermal transfer than aluminum tools
- Roll lock abrasive holder

Specifications

Sanding Disc:	2"
Pad Size:	1.75" diameter
RPM (Approx.):	15,000
Spindle:	1/4" - 20
Weight:	1.05 lb / 0.48 kg
Length:	6.75 in / 171 mm
Air Usage:	12 cfm
Air Inlet:	1/4"



INDUSTRIAL DUTY

6134EC 2" Composite Angle Sander, 105°

- Lightweight and durable
- Ergonomic composite housing with a soft comfortable grip
- Less noise, vibration, and thermal transfer than aluminum tools
- Roll lock abrasive holder

Specifications

Sanding Disc:	2"
Pad Size:	1.75" diameter
RPM (Approx.):	15,000
Weight:	1.05 lb / 0.48 kg
Length:	6.75 in / 171 mm
Air Usage:	12 cfm
Air Inlet:	1/4"



INDUSTRIAL DUTY

6115EC 2" Angle Orbital Composite Sander, 105°

- Lightweight and durable
- Pad Size: 2" Diameter, M6 x 1.0 thread, yellow polyurethane foam pad, hooked Velcro face
- Orbital Capacity: 0.2" / 3.0 mm

Specifications

Pad Size:	2" diameter
RPM (Approx.):	15,000
Spindle:	1/4" - 20
Weight:	1.36 lb / 0.62 kg
Length:	6.75 in / 171 mm
Air Usage:	12 cfm
Air Inlet:	1/4"



GENERAL DUTY

6012 7" Angle Sander

- Powerful 1 hp motor
- Dead handle mounts either side
- Hardened and ground spiral bevel gears for long life
- For heavy rust removal, sanding and shaping of filler patches

Specifications

Pad Size:	7"
RPM (Approx.):	4,500
Power (Approx.):	1.00 hp
Weight:	6.0 lb / 2.7 kg
Length:	15 in / 381 mm
Air Usage:	19 cfm
Air Inlet:	1/4"



INDUSTRIAL DUTY

6905EC 5" Composite Random Orbital Sander

- Vibration absorbing grip
- High power and lightweight
- PSA pad type
- Orbital action assures swirl-free finish
- For touch-up, feather-edging, sanding, pre-paint preparation

Specifications

Pad Size:	5"
RPM (Approx.):	12,000
Orbit:	3/16" pattern
Weight:	2.0 lb / 0.9 kg
Length:	6.9 in / 175 mm
Air Usage:	15 cfm
Air Inlet:	1/4"




INDUSTRIAL DUTY

6906EC 6" Composite Random Orbital Sander

- Vibration absorbing grip
- High power and lightweight
- PSA pad type
- Orbital action assures swirl-free finish
- For touch-up, feather-edging, sanding, pre-paint preparation

Specifications

Pad Size:	6"
RPM (Approx.):	12,000
Orbit:	3/16" pattern
Weight:	2.0 lb / 0.9 kg
Length:	6.9 in / 175 mm
Air Usage:	15 cfm
Air Inlet:	1/4"



GENERAL DUTY

6009 Jitterbug Sander

- Durable construction
- For wet and dry sanding
- For wood, metal or plastic finishing, and fiberglass

Specifications

Pad Size:	3.5 x 7.75 in 89 x 197 mm
RPM (Approx.):	8,000
Weight:	4.3 lb / 2.0 kg
Length:	8.0 in / 203 mm
Air Usage:	15 cfm
Air Inlet:	1/4"




GENERAL DUTY

6113 3" - 5" High Speed Sander

- Lightweight, compact design
- Includes 3" & 5" backing pads
- Built-in regulator to control speed
- For paint removal, shaping filler patches, weld smoothing, rust removal

Specifications

Pad Size:	3" & 5"
RPM (Approx.):	18,000
Spindle:	3/8"
Weight:	2.4 lb / 1.1 kg
Length:	4.6 in / 117 mm
Air Usage:	19 cfm
Air Inlet:	1/4"



GENERAL DUTY

6507 7" Angle Polisher 105°

- Built-in power regulator
- Dead handle for easy control
- Ideal for buffing and polishing paint and metal to a professional finish

Specifications

Pad Size:	7"
RPM (Approx.):	2,500
Weight:	6.5 lb / 2.9 kg
Length:	18.0 in / 457 mm
Air Usage:	12 cfm
Air Inlet:	1/4"



GENERAL DUTY

6114 3/8" x 13" Belt Sander

- Best for sanding confined areas and curved surfaces
- Adjustable sanding belt rotates to allow easy handling
- Quick change belt replacement system

Specifications

Belt Size:	3/8 x 13 in 10 x 305 mm
RPM (Approx.):	16,000
Power (Approx.):	0.33 hp
Weight:	1.7 lb / 0.8 kg
Length:	10.5 in / 267 mm
Air Usage:	14 cfm
Air Inlet:	1/4"

Sanders



GENERAL DUTY

6115 1/2" x 24" Belt Sander

- Best for sanding confined areas and curved surfaces
- Adjustable sanding belt rotates to allow easy handling
- Quick change belt replacement system

Specifications

Belt Size:	1/2 x 24 in 13 x 610 mm
RPM (Approx.):	16,000
Power (Approx.):	0.33 hp
Weight:	1.7 lb / 0.8 kg
Length:	23.5 in / 597 mm
Air Usage:	14 cfm
Air Inlet:	1/4"



GENERAL DUTY

6116 3/4" x 20.5" Belt Sander

- Best for sanding confined areas and curved surfaces.
- Adjustable sanding belt rotates to allow easy handling
- Quick change belt replacement system

Specifications

Belt Size:	3/4 x 20.5 in 20 x 520 mm
RPM (Approx.):	16,000
Power (Approx.):	0.40 hp
Weight:	3.1 lb / 1.4 kg
Length:	11.9 in / 302 mm
Air Usage:	18 cfm
Air Inlet:	1/4"



GENERAL DUTY

6017 Two Piston Board Sander

- Two handle design
- Smooth feathers; dual pistons provide efficient power and prevent stalling
- For all types of surface preparation and rapid removal of material from large areas

Specifications

Pad Size:	2.5 x 15.75 in 63 x 400 mm
RPM (Approx.):	3,300
Power (Approx.):	0.75 hp
Weight:	6.87 lb / 3.0 kg
Length:	16.0 in / 406 mm
Air Usage:	9 cfm
Air Inlet:	1/4"

EAGLE
GROUP
A Division of AIMCO



GENERAL DUTY

2010

3/8" Butterfly Inline Impact Wrench

- Single hammer design
- Air inlet swivels 360° for easy maneuvering
- For bench work, carburetors, ignitions, body panels, transmissions, fender struts, oil pans, and small engine work
- Butterfly throttle allows one-hand directional changes

Specifications

Drive Size:	3/8"
RPM (Approx.):	10,000
Torque Range (Approx.):	11 - 75 ft-lb 15 - 102 Nm
Max Torque:	92 ft-lb / 125 Nm
Weight:	2.8 lb / 1.3 kg
Length:	6.4 in / 163 mm
Air Usage:	13 cfm
Air Inlet:	1/4"

Approximate Working Torque: 75 ft-lb



INDUSTRIAL DUTY

2225

1/2" Impact Wrench

- Metal housing for durability
- Twin hammer design
- Compact size for tight access
- Handle exit exhaust

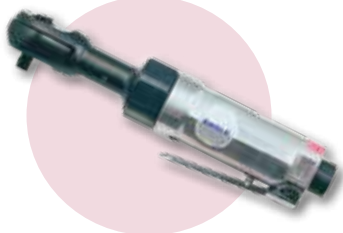
Specifications

Drive Size:	1/2"
RPM (Approx.):	8,000
Torque Range (Approx.):	190 - 328 ft-lb 257- 445 Nm
Max Torque:	365 ft-lb / 495 Nm
Weight:	5.6 lb / 2.5 kg
Length:	7.25 in / 184 mm
Air Usage:	15 cfm
Air Inlet:	1/4"

Approximate Working Torque: 328 ft-lb



Ratchet Wrenches



GENERAL DUTY

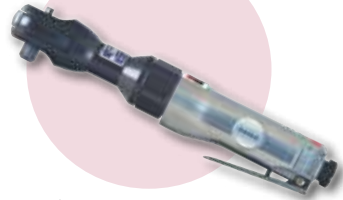
3115 1/4" Ratchet Wrench

- Rear exhaust with silencer
- Extended ratchet housing for greater reach
- For smaller fasteners

Specifications

Drive Size:	1/4"
RPM (Approx.):	230
Torque (Approx.):	18 ft-lb / 24 Nm
Weight:	1.4 lb / 0.6 kg
Length:	8.0 in / 203 mm
Air Usage:	10 cfm
Air Inlet:	1/4"

Approximate Working Torque: 18 ft-lb



GENERAL DUTY

3100 3/8" Ratchet Wrench

- Ball & needle bearing construction for long life
- Internal ring gear with three planetary gears

Specifications

Drive Size:	3/8"
RPM (Approx.):	160
Torque (Approx.):	24 ft-lb / 33 Nm
Weight:	2.6 lb / 1.2 kg
Length:	10.5 in / 267 mm
Air Usage:	16 cfm
Air Inlet:	1/4"

Approximate Working Torque: 24 ft-lb



GENERAL DUTY

3205 3/8" Ratchet Wrench

- Composite grip for increased operator comfort
- Built-in grease fitting for lubrication ease

Specifications

Drive Size:	3/8"
RPM (Approx.):	160
Torque (Approx.):	30 ft-lb / 40 Nm
Weight:	2.5 lb / 1.1 kg
Length:	10.5 in / 267 mm
Air Usage:	18 cfm
Air Inlet:	1/4"

Approximate Working Torque: 30 ft-lb



INDUSTRIAL DUTY

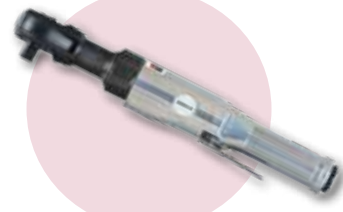
3220 3/8" Ratchet Wrench

- Composite grip for increased operator comfort
- Built-in grease fitting for lubrication ease
- Patented head design for increased durability

Specifications

Drive Size:	3/8"
RPM (Approx.):	280
Torque (Approx.):	80 ft-lb / 109 Nm
Weight:	2.7 lb / 1.2 kg
Length:	10.9 in / 277 mm
Air Usage:	4 cfm
Air Inlet:	1/4"

Approximate Working Torque: 80 ft-lb



GENERAL DUTY


3105 1/2" Ratchet Wrench

- Excellent for general purpose use
- Improved gear head extends life
- Power for tough jobs

Specifications

Drive Size:	1/2"
RPM (Approx.):	150
Torque (Approx.):	55 ft-lb / 74 Nm
Weight:	3.1 lb / 1.4 kg
Length:	14.5 in / 368 mm
Air Usage:	21 cfm
Air Inlet:	1/4"

Approximate Working Torque: 55 ft-lb



INDUSTRIAL DUTY

3320 1/2" Ratchet Wrench

- Excellent for general purpose use
- Improved gear head extends life
- Power for tough jobs
- Patented head design for increased durability

Specifications

Drive Size:	1/2"
RPM (Approx.):	280
Torque (Approx.):	80 ft-lb / 109 Nm
Weight:	2.7 lb / 1.2 kg
Length:	10.9 in / 277 mm
Air Usage:	4 cfm
Air Inlet:	1/4"

Approximate Working Torque: 80 ft-lb



INDUSTRIAL DUTY

1105 Stall Screwdriver

- 1/4" quick change chuck
- High power-to-weight ratio
- Side trigger reverse lever
- Motor stalls when fastener torque resistance overcomes the power of the air motor

Specifications

Hex Drive Size:	1/4"
RPM (Approx.):	800
Torque Output :	60 in-lb 69 kgf-cm
Weight:	1.5 lb / 0.7 kg
Length:	5.1 in / 130 mm
Air Usage:	14 cfm
Air Inlet:	1/4"



GENERAL DUTY

1101 Stall Screwdriver

- 1/4" quick change chuck
- High power-to-weight ratio
- Motor stalls when fastener torque resistance overcomes the power of the air motor

Specifications

Hex Drive Size:	1/4"
RPM (Approx.):	1,800
Torque Range (Approx.):	10 - 45 in-lb 11.5 - 51.8 kgf-cm
Weight:	3.0 lb / 1.4 kg
Length:	7.0 in / 178 mm
Air Usage:	16 cfm
Air Inlet:	1/4"



INDUSTRIAL DUTY

7P-0620-1 Stall Screwdriver

- Reversible bar on both sides enables one-hand operation
- Industrial-grade quick change chuck
- 3 Planet industrial-strength gear train provides durability for heavy duty applications
- Improved muffler design
- Comfort-grip handle
- Spindle with special heat treatment

Specifications

Chuck Capacity:	1/4" Quick Change
Max Torque:	45 in-lb
RPM (Approx.)	2,000
Weight:	2.3 lb / 1 kg
Length:	8.5 in / 216 mm
Air Usage:	4 cfm
Air Inlet:	1/4"
Noise Level:	88 db(A)



INDUSTRIAL DUTY

7P-1028-1 Stall Screwdriver

- Reversible bar on both sides enables one-hand operation
- Industrial-grade quick change chuck
- 3 Planet industrial-strength gear train provides durability for heavy duty applications
- Improved muffler design
- Comfort-grip handle
- Spindle with special heat treatment

Specifications

Chuck Capacity:	1/4" Quick Change
Max Torque:	32 in-lb
RPM (Approx.)	2,800
Weight:	2.4 lb / 1.2 kg
Length:	9.2 in / 234 mm
Air Usage:	4 cfm
Air Inlet:	1/4"
Noise Level:	88 db(A)



GENERAL DUTY

1102 Adjustable Clutch Screwdriver

- Cushion clutch
- Handle exhaust directs air away
- Convenient forward/reverse valve

Specifications

Hex Drive Size:	1/4"
RPM (Approx.):	1,800
Torque Range (Approx.):	55 - 160 in-lb 63 - 184 kgf-cm
Weight:	2.6 lb / 1.2 kg
Length:	8.8 in / 222 mm
Air Usage:	16 cfm
Air Inlet:	1/4"



INDUSTRIAL DUTY

1121 Positive Clutch Screwdriver

- 1/4" quick change chuck
- High power-to-weight ratio
- For wood and general assembly
- Sand cast housing

Specifications

Hex Drive Size:	1/4"
RPM (Approx.):	1,800
Torque Output :	35 ft-lb 478 kgf-cm
Weight:	2.5 lb / 1.1 kg
Length:	6.8 in / 171 mm
Air Usage:	16 cfm
Air Inlet:	1/4"



GENERAL DUTY

1115 Positive Clutch Screwdriver

- 1/4" quick change chuck
- High power-to-weight ratio
- For wood and general assembly

Specifications

Hex Drive Size:	1/4"
RPM (Approx.):	1,800
Torque Output :	40 ft-lb 547 kgf-cm
Weight:	2.6 lb / 1.2 kg
Length:	8.0 in / 203 mm
Air Usage:	16 cfm
Air Inlet:	1/4"



INDUSTRIAL DUTY

1577 Impact Screwdriver

- 7 vane high speed motor
- Totally enclosed pinless impact mechanism with advanced heat treatment
- Tease throttle with 4-stop regulator for speed control and torque output
- 360° adjustable rear exhaust
- Detachable belt clip

Specifications

Hex Drive Size	1/4"
Torque Range:	10-65 ft-lb 13.4-88.1 Nm
RPM (Approx.):	10,000
Weight:	2.3 lb / 1.04 kg
Length:	6.5 in / 165 mm
Air Inlet:	1/4"



GENERAL DUTY

9020D 1/4" Pistol Pulse Driver

- For screws
- Quiet operation and low vibration
- No torque reaction even at high torque
- Lightweight
- Accurate torque means no stripped threads or broken screws
- Easy maintenance with few parts to replace

Specifications

Drive Size:	1/4" QC
RPM (Approx.):	7,000
Torque Range (Approx.):	13.3 - 21.4 ft-lb 18 - 29 Nm
Weight:	2.0 lb / 0.9 kg
Length:	6.0 in / 152 mm
Air Usage:	11 cfm
Air Inlet:	1/4"



GENERAL DUTY

9025D 1/4" Pistol Pulse Driver

- For screws
- Quiet operation and low vibration
- No torque reaction even at high torque
- Lightweight
- Accurate torque means no stripped threads or broken screws
- Easy maintenance with few parts to replace

Specifications

Drive Size:	1/4" QC
RPM (Approx.):	7,000
Torque Range (Approx.):	17.0 - 25.1 ft-lb 23 - 34 Nm
Weight:	2.1 lb / 1.0 kg
Length:	6.6 in / 168 mm
Air Usage:	16 cfm
Air Inlet:	1/4"



GENERAL DUTY

9025 3/8" Pistol Pulse Wrench

- For bolts and nuts
- Quiet operation and low vibration
- No torque reaction even at high torque
- Lightweight
- Accurate torque means no stripped threads or broken screws
- Easy maintenance with few parts to replace

Specifications

Drive Size:	3/8"
RPM (Approx.):	7,000
Torque Range (Approx.):	21.4 - 28 ft-lb 29 - 38 Nm
Weight:	2.1 lb / 1.0 kg
Length:	6.4 in / 163 mm
Air Usage:	16 cfm
Air Inlet:	1/4"

EAGLE
G R O U P
A Division of AIMCO



GENERAL DUTY

7005 1/4" Pistol Drill, Reversible

- Compact size
- Easy reach reverse selector
- Equipped with Jacobs Chuck®
- Bottom handle exhaust

Specifications

Chuck Capacity:	1/4"
RPM (Approx.):	1,800
Weight:	1.8 lb / 0.8 kg
Length:	7.2 in / 184 mm
Air Usage:	13.7 cfm
Air Inlet:	1/4"



INDUSTRIAL DUTY

714P-2100R 1/4" Pistol Drill, Reversible

- Precision machined gears
- Robust sand cast housing
- Steel front end
- Ergonomic handle design
- Equipped w/Jacobs Chuck®
- Variable speed trigger
- Muffled directional rear exhaust

Specifications

Chuck Capacity:	1/4"
RPM (Approx.):	2,100
Weight (w/chuck):	1.6 lb / 0.73 kg
Length:	6.87 in / 175 mm
Air Inlet:	1/4"



GENERAL DUTY

7110 3/8" Pistol Drill, Reversible

- Compact size
- Easy reach reverse selector
- 3/8" Jacobs Chuck®
- Bottom handle exhaust

Specifications

Chuck Capacity:	3/8"
RPM (Approx.)	1,800
Weight:	1.8 lb / 0.8 kg
Length:	7.2 in / 184 mm
Air Usage:	13.7 cfm
Air Inlet:	1/4"



GENERAL DUTY

7102 3/8" Pistol Drill, Reversible

- Positive action trigger controls speed
- For drilling, counter sinking, and wire brushing

Specifications

Chuck Capacity:	3/8"
RPM (Approx.)	1,800
Weight:	3.0 lb / 1.4 kg
Length:	7.0 in / 178 mm
Air Usage:	16 cfm
Air Inlet:	1/4"



GENERAL DUTY

7107 3/8" Pistol Drill, Non-Reversible

- Positive action trigger controls speed
- For drilling, counter sinking, and wire brushing

Specifications

Chuck Capacity:	3/8"
RPM (Approx.):	2,600
Weight:	4.0 lb / 1.8 kg
Length:	7.0 in / 178 mm
Air Usage:	20 cfm
Air Inlet:	1/4"



GENERAL DUTY

7106 1/2" Pistol Drill, Reversible

- Positive action trigger controls speed
- For drilling, counter sinking, and wire brushing

Specifications

Chuck Capacity:	1/2"
RPM (Approx.):	800
Weight:	4.0 lb / 1.8 kg
Length:	7.0 in / 178 mm
Air Usage:	20 cfm
Air Inlet:	1/4"

ONE-HAND OPERATION, INDUSTRIAL REVERSIBLE DRILLS

- Reversible bar on top enables one-hand operation
- Industrial-grade chuck
- 3 Planet industrial-strength gear train provides durability for heavy-duty drilling
- Improved muffler design
- Comfort-grip handle
- Spindle with special heat treatment

0.6 HP MODELS



Keyed

7P-0620-2: 1/4"

7P-0620-4: 3/8"

Application	Industrial
Housing	Sandcast aluminum/steel
Reversible/Non-Reversible	Reversible
Approx. Power (hp)	0.6
Approx. RPM	2,000
Weight	2.3 lb / 1 kg
Length	8.5" / 216 mm
Air Usage (cfm)	4
Air Inlet	1/4"



Keyless

7P-0620-5: 3/8"

7P-0620-7: 1/2"

1.0 HP MODELS



Keyed

7P-1028-4: 3/8"

Application	Industrial
Housing	Sandcast aluminum/steel
Reversible/Non-Reversible	Reversible
Approx. Power (hp)	1
Approx. RPM	2,800
Weight	2.4 lb / 1.2 kg
Length	9.2" / 234 mm
Air Usage (cfm)	4
Air Inlet	1/4"



Keyless

7P-1028-5: 3/8"

7P-1028-7: 1/2"



GENERAL DUTY

7100 3/8" Inline Drill, Non-Reversible

- Inline design for tight space applications
- Ribbed steel housing for better grip

Specifications

Chuck Capacity:	3/8"
RPM (Approx.):	1,500
Weight:	2.3 lb / 1.0 kg
Length:	9.0 in / 229 mm
Air Usage:	16 cfm
Air Inlet:	1/4"



GENERAL DUTY


7650 3/8" Angle Drill, Reversible

- For general purpose drilling in confined areas
- Convenient forward/reverse button
- Rear exhaust
- Equipped with Jacobs Chuck®

Specifications

Chuck Capacity:	3/8"
RPM (Approx.):	1,500
Weight:	2.3 lb / 1.0 kg
Length:	8.3 in / 211 mm
Air Usage:	14 cfm
Air Inlet:	1/4"





GENERAL DUTY

6050 Reciprocating Saw

- High performance motor provides aggressive cutting action
- Insulated handle
- For cutting plastics, fiberglass, sheet metal

Specifications

SPM (Approx.):	9,500
Teeth:	14 / 24 / 32
Stroke:	10 mm
Weight:	2.2 lb / 1.0 kg
Length:	9.3 in / 236 mm
Air Usage:	7 cfm
Air Inlet:	1/4"



INDUSTRIAL DUTY

6080 Low-Vibration Reciprocating Saw

- 35% longer stroke for "quicker and thicker" material cuts
- Patented vibration-damped cylinder design decreases vibration emission by 40%
- Patented blade guard prevents metal filing from entering the inner mechanism

Specifications

Stroke:	14 mm
SPM (Approx.):	10,000
Length:	8.9 in / 227 mm
Weight:	1.37 lb / 0.62 kg
Air Hose:	3/8"
Air Usage:	2.3 cfm
Air Inlet:	1/4"



INDUSTRIAL DUTY

6812EC 3" Cut-Off Tool

- Lightweight and durable
- Ergonomic composite housing with a soft comfortable grip
- Less noise, vibration, and thermal transfer than aluminum tools
- Protective metal guard

Specifications

Maximum Disc Size:	3"
RPM (Approx.):	20,000
Weight:	1.7 lb / 0.77 kg
Length:	7.38 in / 187 mm
Air Usage:	3 cfm
Air Inlet:	1/4"



INDUSTRIAL DUTY

6191 3" Cut-Off Tool

- Rear exhaust directs exhaust air away
- Lock-off throttle prevents accidental start-ups
- For cutting muffler clamps, use in body shops

Specifications

Maximum Disc Size:	3"
RPM (Approx.):	24,000
Weight:	2.0 lb / 0.9 kg
Length:	8.0 in / 203 mm
Air Usage:	10 cfm
Air Inlet:	1/4"



INDUSTRIAL DUTY

8116 Suction / Blow Gun

- Reversible nozzle ring creates portable vacuum cleaner
- Acts as a blow gun on reverse side
- Includes two nozzles
- Comes with bag

Specifications

Capacity:	6.3 cfm
Tip Accessories:	4 pieces
Weight:	1.0 lb / 0.4 kg
Length:	5.7 in / 144 mm

Cutting and Specialty Tools



INDUSTRIAL DUTY

5A-0514-2 Back-Gouging Mini Saw

- Industrial-grade and compliant tool design ensures fast and effective back-gouging
- Angle height: 1.75"
- 2" carbide tooth blade (#5A-0514-2CB) sold separately
- For gouging tight access seams

Specifications

Max Blade Diameter	2"
Arbor:	3/8"-24
HP (Approx.):	0.5
RPm (Approx.):	14,000
Weight:	3 lb / 1.4 kg
Length:	8.5 in / 216 mm
Air Usage:	15
Air Inlet:	1/4"



Image Source: Waterloo-Cedar Falls Courier, Rick Chase, Courier Staff Photographer

BALANCERS & RETRACTORS

TW SERIES BALANCERS

TW-0 and TW-00

- Gravity defying / “true balance”
- No tension buildup to cause worker fatigue
- Easy external direct drive tensioning
- 360° upper swivel
- Safety cable provision
- Tool clip included

TW-3 through TW-70

- Tapered drum allows “true balance” throughout cable travel
- Easy external direct drive tensioning
- Cast aluminum casing for durability
- Permanent lubrication
- 360° top swivel
- Enclosed spiral spring for added safety
- Safety chain provision (TW-3 through TW-15 models)
- Automatic safety lock plus manual drum lock (TW-22 through TW-70)



Model	Capacity		Anti-Gravity Capacity (lb)	Cable
	lb	kg		
TW-00	1.1 - 3.3	0.5 - 1.5	2.5 - 3	18" stranded steel cable 1/8" dia.
TW-0	1.1 - 3.3	0.5 - 1.5	2.5 - 3	3.3-ft stranded steel cable 1/8" dia..
TW-3	2.2 - 6.6	1 - 3	4.5 - 6	4.3-ft stranded steel cable 5/32" dia.
TW-5	5.5 - 11	2.5 - 5	8 - 10.5	4.3-ft stranded steel cable 5/32" dia.
TW-9	9.9 - 19.8	4.5 - 9	15 - 19	4.3-ft stranded steel cable 5/32" dia.
TW-15	19.8 - 33	9 - 15	26 - 32.5	4.3-ft stranded steel cable 5/32" dia.
TW-22	33 - 48.4	15 - 22	41 - 48	5-ft stranded steel cable 3/16" dia.
TW-30	48.4 - 66	22 - 30	58 - 65.5	5-ft stranded steel cable 3/16" dia.
TW-40	66 - 88	30 - 40	77.5 - 87.5	5-ft stranded steel cable 3/16" dia.
TW-50	88 - 110	40 - 50	100 - 109.5	5-ft stranded steel cable 3/16" dia.
TW-60	110 - 132	50 - 60	122 - 131	5-ft stranded steel cable 3/16" dia.
TW-70	132 - 154	60 - 70	144 - 153	5-ft stranded steel cable 3/16" dia.

RETRACTORS

RPA Series

- No tools needed to set tension
- 5 ft nylon coated steel cable
- Adjustable cable stop
- Tool clip included
- Model series supports weight range 0.5 - 5 lb
- Reinforced hanging bracket includes safety cable provision



RMA-L Series

- Steel housing with polyester finish
- Ratchet cable lock
- Permanently lubricated
- Tool clip included
- External tension adjustment
- Reinforced hanging bracket includes safety cable provision
- 8 ft of 3/32" diameter coated steel cable



Model	Capacity
RPA-1	0.5 - 1.5 lb 0.2 - 0.7 kg
RPA-2	1.5 - 3 lb 0.7 - 1.4 kg
RPA-3	3 - 5 lb 1.4 - 2.3 kg
RMA-7L	5 - 10 lb* 2.3 - 4.8 kg*
RMA-15L	10 - 15 lb* 4.5 - 6.8 kg*
RMA-20L	15 - 23 lb* 6.8 - 10.4 kg*


* With ratchet lock

FRL FILTER/REGULATORS

AFRL STACKING FILTERS/REGULATORS

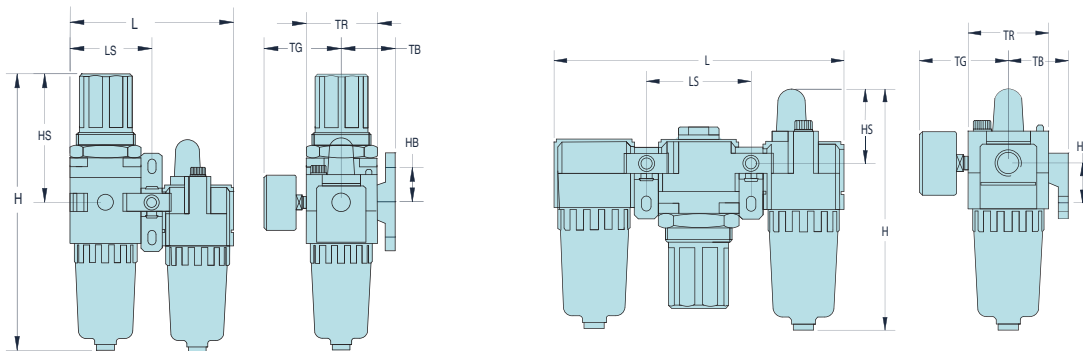
Stacking filter/regulator combinations provide air filtration and precise regulation in a single unit for easy mounting and installation.

- All models include L-mount bracket, gauge, and metal bowl shields
- Polycarbonate filter and lubricator bowls (metal bowls standard on AFRL-8)
- 25-micron filter included on all models
- Regulating range: 7 - 125 PSI
- Custom order upgrade items include metal bowl, 5 micron filter, semi-automatic filter drain, and reduced PSI range regulator. Contact an Eagle Group Customer Service Associate for more information, (503) 254-6600, or toll free (800) 852-1368
- Maximum allowable Input Pressure not to exceed 120 PSI



Model	Port	Gauge Port	Flow Rate		Bowl Shield
			CFM	l/min	
AFRL-2	1/4"	1/8"	70	2,000	yes
AFRL-2-C	1/4"	1/8"	60	1,700	yes
AFRL-3	3/8"	1/4"	140	4,000	yes
AFRL-3-C	3/8"	1/4"	105	3,000	yes
AFRL-4	1/2"	1/4"	140	4,000	yes
AFRL-8	1"	1/4"	180	5,000	yes

Dimensions



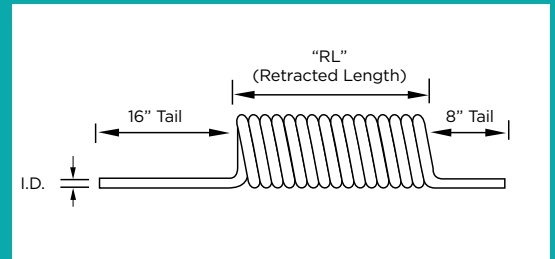
Model	H	HB	HS	L	LS	TB	TG	TR
	in/mm	in/mm	in/mm	in/mm	in/mm	in/mm	in/mm	in/mm
AFRL-2	6.16 (156.5)	1.39 (35.3)	1.50 (38.1)	7.13 (181.1)	2.52 (64)	1.61 (41)	2.39 (60.7)	2.09 (53.1)
AFRL-2-C	8.31 (211.1)	1.38 (35.1)	3.64 (92.5)	4.61 (117.1)	2.30 (58.4)	1.61 (40.9)	2.39 (60.7)	2.09 (53.1)
AFRL-3	7.54 (191.5)	1.57 (40)	1.61 (40.9)	9.37 (238)	3.31 (84.1)	1.97 (50)	2.58 (65.5)	2.76 (70.1)
AFRL-3-C	10.31 (261.9)	1.57 (39.9)	4.41 (112)	6.06 (153.9)	3.03 (77)	1.97 (50)	2.58 (65.5)	2.76 (70.1)
AFRL-4	7.54 (191.5)	1.57 (40)	1.61 (40.9)	9.37 (238)	3.31 (84.1)	1.97 (50)	2.58 (65.5)	2.76 (70.1)
AFRL-8	10.69 (271.5)	1.97 (50)	1.89 (48)	11.81 (300)	4.13 (104.9)	2.75 (69.9)	2.97 (75.4)	3.54 (89.9)

AIR LINE ACCESSORIES

POLYURETHANE AIR HOSE

Single Air Hose Assemblies (Coiled)

- Durable Polyurethane is chemical resistant and lightweight, and provides excellent recoil memory and maximum flexibility
- Available in transparent hose color (opaque also available)
- Assemblies for coiled hose include reusable swivel fitting. Straight hose available with or without fittings
- Working temperature: -104° F to 175° F



Model	Size (O.D. x I.D. x Length)	Retracted Length	Working Pressure	NPT Fittings
ASH-250C-10MSZ	3/8" x 1/4" x 10'	7"	100 psi	1/4"
ASH-250C-15MSZ	3/8" x 1/4" x 15'	9-1/2"	100 psi	1/4"
ASH-250C-25MSZ	3/8" x 1/4" x 25'	15-1/2"	100 psi	1/4"
ASH-375C-15MSZ	9/16" x 3/8" x 15'	10"	100 psi	3/8"
ASH-375C-25MSZ	9/16" x 3/8" x 25'	14"	100 psi	3/8"
ASH-500C-15MSZ	3/4" x 1/2" x 15'	13"	100 psi	1/2"
ASH-500C-25MSZ	3/4" x 1/2" x 25'	23"	100 psi	1/2"

Custom length coil assemblies and special colors available in minimum order quantities. Contact an Eagle Group Customer Service Associate, (503) 254-6600, or toll free (800) 852-1368.

Straight Air Hose

- Sold per foot
- For full-reel pricing, contact an Eagle Group Customer Service Associate, (503) 254-6600, or toll free (800) 852-1368.



Model	I.D.
ASH-375Z	3/8"
ASH-500Z	1/2"

RUBBER HOSE

- Designed for use in a wide range of industrial, construction, and agricultural applications
- Constructed of high grade, reinforced EPDM synthetic rubber
- Working temperature: -40° F to 190° F



I.D.	O.D.	Length	Working Pressure	Weight
3/16"	0.44"	10 ft	200 psi	0.8 lb
1/4"	0.5"	10 ft	200 psi	0.9 lb
5/16"	0.58"	10 ft	200 psi	1.2 lb
3/8"	0.67"	10 ft	200 psi	1.5 lb
1/2"	0.81"	10 ft	200 psi	2.0 lb
5/8"	0.97"	10 ft	200 psi	2.7 lb
3/4"	1.12"	10 ft	200 psi	3.4 lb

Custom lengths available. Contact an Eagle Group Customer Service Associate, (503) 254-6600, or toll free (800) 852-1368.

AIR LINE ACCESSORIES

BRASS QUICK COUPLERS

Manual ball couplers designed for use with ergonomic twist plugs. Brass with nitrile seals, rated to 300 PSI, from -40° to +250° F.

Model	Description
B23	1/4" NPT F x 1/4" QC
B23E	1/4" NPT F x 3/8" QC
B25	3/8" NPT F x 3/8" QC



MINI AIR GAUGE SWIVEL JOINT KITS

- Bi-directional 360° rotation
- Keeps air hose straight and untwisted
- Decreases operator fatigue



Model	Inlet	Weight	Max PSI	Tool CFM
7021AG	1/4" NPT	3 oz	Up to 125	25
7041AG	3/8" NPT	3 oz	Up to 125	50

SWIVEL AIR FITTINGS

For use with most portable air tools, including grinders, drills, screwdrivers, buffers, sanders, staple guns, and more. Rotates 360° for awkward angles.



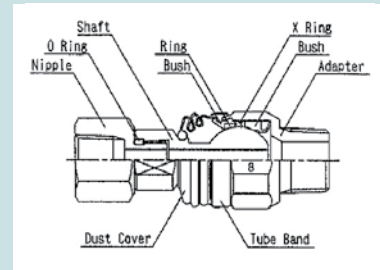
Model	Inlet	Weight	Max PSI	Tool CFM
7021	1/4" NPT	3 oz	Up to 125	25
7041A	3/8" NPT	11 oz	Up to 125	50
7051	1/2" NPT	7 oz	Up to 125	60

ERGONOMIC TWIST PLUGS




These unique, ergonomically designed hose fittings provide 360° rotation and 35° angled rotation in any direction.

- Two rotation points prevent kinking of air hose
- Design ensures full air pressure flow
- Rotating joint has polyurethane dust cover
- Heavy-duty construction



Model	Description
TS-30NP-2NPT	3/8" NPT Female x 1/4" NPT Male
TS-20NP-2NPT	1/4" NPT Female x 1/4" NPT Male
TS-20US-2NPT	1/4" US Plug x 1/4" NPT Male
TS-30US-3NPT	3/8" US Plug x 3/8" NPT Male

AIR LINE FITTINGS



Model	Description
375-RZ	1/4" NPT Rigid Fitting
250-RZ	1/4" NPT Swivel Fitting
375-SZ	3/8" NPT Rigid Fitting
375-SZ	3/8" NPT Swivel Fitting
500-SZ	1/2" NPT Swivel Fitting


Accessories: Bits and Sockets

STANDARD FASTENER TOOLS

Connect your tool to the application with Bits, Sockets, and Nutsetters from AIMCO.

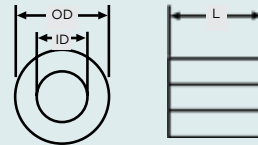
AIMCO has assembled a complete package of commonly used screwdriver bits and nutsetters. Our goal is to supply you with the highest quality bits and nutsetters for your fastener needs. Whether you're in electronics, aerospace, automotive, or general industry, AIMCO has the bits and nutsetters to fit your needs.

MAG-O-NETS: A REVOLUTIONARY WAY TO CONVERT STANDARD BITS TO MAGNETIC BITS



- Easy, cost effective alternative to traditional magnetic bit holder and insert bit combination
- Improves torque transfer by eliminating "wobble effect"
- Easily adjust magnetic attraction by moving Mag-O-Net collar closer to or further from fastener
- Fits virtually any standard screwdriver bit
- Reusable and interchangeable — once a bit is worn out, simply remove your Mag-O-Net and slide it onto the next bit
- Lifetime guarantee on magnetic attraction

Part #	ID	OD	L
AM1/4Z	7 mm	19 mm	10 mm
AM5Z	6 mm	17.5 mm	10 mm
AM3/16Z	3/16 in	17.5 mm	10 mm



MARKER SOCKETS

Marker Sockets paint the bolt head at the same time the torque is checked. Sockets are designed to your specification.

- Unit consists of a marker socket, an ink cartridge, a spring, and the cartridge cap
- Cartridge can be inserted/taken off easily for ink management
- Easily replaceable paint point
- Can be used with either oil-based or water-based inks
- When ordering, provide dimensions shown. To order, contact an Eagle Group Customer Service Associate (503) 254-6600, or toll free (800) 852-1368



Marker Socket
MARK-XXXX



Ink cartridge

Socket



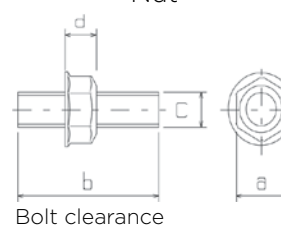
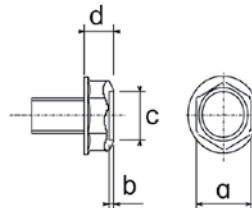
Bolt



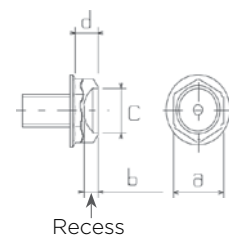
Nut



Recessed bolt



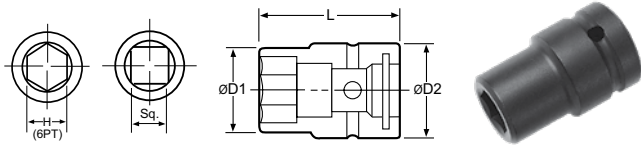
Bolt clearance



Recess

Accessories: Bits and Sockets

IMPACT SOCKETS



Part #	Hex	D1		D2		L	
		mm	in	mm	in	mm	in

3/8" Square Drive							
SAE	A31/4	1/4"	10	0.39	19	0.75	34 1.34
	A35/16	5/16"	12	0.47	19	0.75	34 1.34
	A33/8	3/8"	15	0.59	19	0.75	34 1.34
METRIC	A306	6 mm	10	0.39	19	0.75	34 1.34
	A307	7 mm	13	0.49	20	0.79	32 1.26
	A308	8 mm	14	0.55	20	0.79	32 1.26

3/8" Square Drive, Deep							
	A307-2	7 mm	13	0.49	20	0.79	50 1.97
	A307-2.75	7 mm	13	0.49	20	0.79	70 2.76
	A308-2	8 mm	14	0.55	20	0.79	50 1.97

3/8" Square Drive, Magnetic							
SAE	A31/4MP	1/4"	10	0.39	19	0.75	34 1.34
	A35/16MP	5/16"	12	0.47	19	0.75	34 1.34
	A33/8MP	3/8"	15	0.59	19	0.75	34 1.34
METRIC	A308MP	8 mm	14	0.55	20	0.79	32 1.26
	A310MP	10 mm	17	0.65	20	0.79	32 1.26
	A311MP	11 mm	17	0.65	19	0.75	34 1.34

1/2" Square Drive							
SAE	A43/8	3/8"	16	0.63	25	0.98	38 1.50
	A47/16	7/16"	18	0.69	25	0.98	38 1.50
	A41/2	1/2"	19	0.75	25	0.98	50 1.97
METRIC	A408	8 mm	16	0.61	25	0.98	40 1.58
	A409	9 mm	16	0.63	25	0.98	40 1.58
	A410	10 mm	18	0.69	25	0.98	40 1.58

Part #	Hex	D1		D2		L	
		mm	in	mm	in	mm	in

1/2" Square Drive, Deep							
SAE	A43/8-3.25	3/8"	17	0.67	25	0.98	82 3.23
	A47/16-3.25	7/16"	19	0.73	25	0.98	82 3.23
	A41/2-3.25	1/2"	22	0.85	25	0.98	82 3.23
METRIC	A410-2	10 mm	18	0.69	25	0.98	50 1.97
	A410-3	10 mm	18	0.69	25	0.98	75 2.95
	A410-3.25	10 mm	17	0.67	25	0.98	82 3.23
	A411-3.25	11 mm	19	0.73	25	0.98	82 3.23

1/2" Square Drive, Magnetic							
	A408MP	8 mm	16	0.61	25	0.98	40 1.58
	A410MP	10 mm	18	0.69	25	0.98	40 1.58
	A412MP	12 mm	21	0.81	25	0.98	40 1.58

3/4" Square Drive							
SAE	A611/16	11/16"	30	1.18	44	1.73	50 1.97
	A63/4	3/4"	32	1.26	44	1.73	50 1.97
	A613/16	13/16"	35	1.38	44	1.73	50 1.97
METRIC	A614	14 mm	24	0.95	38	1.50	55 2.17
	A616	16 mm	27	1.06	44	1.73	50 1.97
	A617	17 mm	30	1.18	38	1.50	55 2.17

3/4" Square Drive, Deep							
SAE	A611/16-4	11/16"	31	1.22	44	1.73	100 3.94
	A63/4-4	3/4"	33	1.30	44	1.73	100 3.94
	A613/16-4	13/16"	36	1.42	44	1.73	100 3.94
METRIC	A617-4	17 mm	31	1.22	44	1.73	100 3.94
	A618-4	18 mm	32	1.26	44	1.73	100 3.94
	A619-4	19 mm	33	1.30	38	1.50	100 3.94

1" Square Drive							
SAE	A87/8	7/8"	37	1.46	54	2.13	59 2.32
	A815/16	15/16"	38	1.50	54	2.13	59 2.32
	A81	1"	41	1.61	54	2.13	59 2.32
METRIC	A817	17 mm	31	1.22	50	1.97	63 2.48
	A819	19 mm	33	1.30	50	1.97	63 2.48
	A821	21 mm	37	1.46	50	1.97	63 2.48

ANTI-MARRING SOCKETS

AIMCO's anti-marring sockets have a protective resin cover that spins freely, preventing damage to application surfaces, and protecting fingers.

To order sockets specific to your application, contact an Eagle Group Customer Service Associate (503) 254-6600, or toll free (800) 852-1368



CV Series



CVF Series

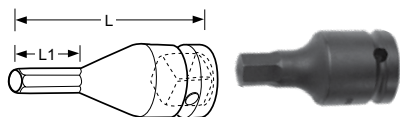


CVF Series with Bit Attachment



Accessories: Bits and Sockets

Allen Sockets



Part #	Hex	L1		L	
		mm	in	mm	in

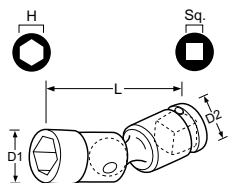
3/8" Square Drive

A31/4C	1/4"	10	0.39	42	1.65
A304C	4 mm	10	0.39	42	1.65

1/2" Square Drive

A41/4C	1/4"	25	0.98	50	1.97
A405C	5 mm	25	0.98	50	1.97

Universal Sockets



Part #	Hex	D1		D2		L	
		mm	in	mm	in	mm	in

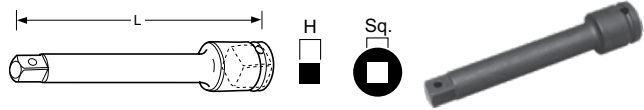
3/8" Square Drive

A310U	10 mm	16	0.63	20	0.79	55	2.17
A311U	11 mm	16	0.63	20	0.79	60	2.36

1/2" Square Drive

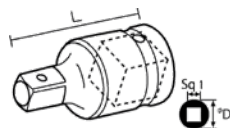
A412U	12 mm	20.5	0.81	25	0.98	70	2.76
A413U	13 mm	19	0.75	24	0.95	70	2.76

Extensions




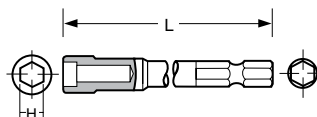
Part #	Sq. Drive		L		D	
	Hex	mm	mm	in	mm	in
A375E	3/8"	75	2.95	20	0.79	
A405E	1/2"	51	2.01	30	1.18	
A610E	3/4"	100	3.94	44	1.73	
A810E	1"	102	4.02	54	2.13	
A1220E	1-1/4"	200	7.87	60	2.36	
A1418E	1-1/2"	178	7.01	84	3.31	
A2426E	2-1/2"	264	10.39	137	5.39	

Socket Adapters



Part #	Female	Male	D		L	
	Sq. Drive	Sq. Drive	mm	in	mm	in
A302A	3/8"	1/4"	22	0.87	35	1.38
A403A	1/2"	3/8"	25	0.98	37	1.46
A504A	5/8"	1/2"	35	1.38	47	1.46
A604A	3/4"	1/2"	38	1.50	53	2.09
A806A	1"	3/4"	50	1.97	70	2.76
A128A	1-1/4"	1"	60	2.36	76	2.99
A#508A	Spline #5	1"	60	2.36	90	3.54

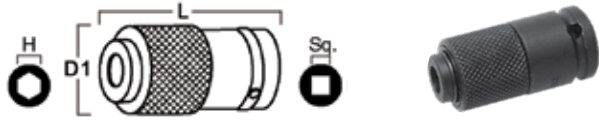
Nutsetters



Part #	Hex	L	
		mm	in
A3B1/4-2	1/4"	50	1.97
A3B1/4-2.5	1/4"	63	2.50
A3B5/16-2	5/16"	50	1.97
A3B5/16-2.5	5/16"	63	2.50
A3B3/8-2	3/8"	50	1.97
A3B3/8-2.5	3/8"	63	2.50
A3B05-2.75	5 mm	70	2.76
A3B55-1.2	5.5 mm	30	1.18
A3B55-2.75	5.5 mm	70	2.76
A3B55-4	5.5 mm	100	3.94
A3B06-2.75	6 mm	70	2.76
A3B07-1.2	7 mm	30	1.18
A3B07-2	7 mm	50	1.97
A3B07-2.75	7 mm	70	2.76
A3B07-4	7 mm	100	3.94
A3B08-1.2	8 mm	30	1.18
A3B08-2	8 mm	50	1.97
A3B08-2.75	8 mm	70	2.76
A3B08-4	8 mm	100	3.94
A3B08-6	8 mm	150	5.91
A3B08-8	8 mm	200	7.87
A3B09-2.75	9 mm	70	2.76
A3B09-4	9 mm	100	3.94
A3B10-1.2	10 mm	30	1.18
A3B10-2	10 mm	50	1.97
A3B10-2.75	10 mm	70	2.76
A3B11-2.75	11 mm	70	2.76
A3B12-1.2	12 mm	30	1.18
A3B13-2.75	13 mm	70	2.76
A3B14-2.75	14 mm	70	2.76
A3B16-2.75	16 mm	70	2.76
A3B17-2.75	17 mm	70	2.76

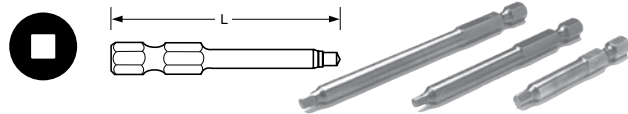
Accessories: Bits and Sockets

Quick Change Chucks



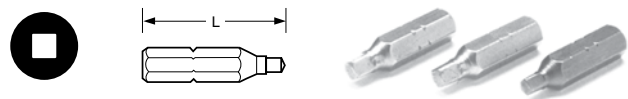
Part #	Sq. Drive	Hex	D1		L	
			mm	in	mm	in
ADC-2S	1/4"	1/4"	19	0.75	38	1.50
ADC-3S	3/8"	1/4"	20	0.79	42	1.65
ADC-4S	1/2"	1/4"	19	0.75	46	1.81
ADC-3SH7/16Z	3/8"	7/16"	25	0.98	46	1.81
ADC-4SH7/16Z	1/2"	7/16"	33	1.30	55	2.17

Square Recess Bits



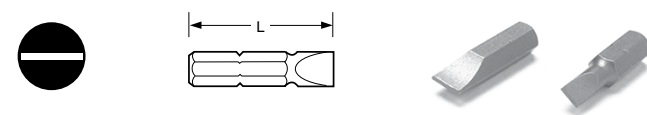
Part No	Point Size	Nominal Square Size	L	
			mm	in
A3R1/8-2.75	2	1/8"	70	2.76
A3R9/64-2.75	3	9/64"	70	2.76

Square Recess Insert Bits



Part No	Point Size	Nominal Square Size	L	
			mm	in
A3R1/8-1	2	1/8"	25	0.98
A3R9/64-1	3	9/64"	25	0.98

Slotted Insert Bits



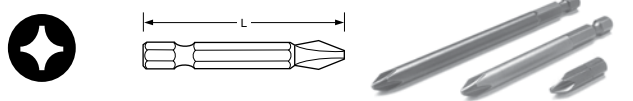
Part No	Screw Size	L		Blade Thickness	Blade Width
		mm	in		
A38M8-1	8	25	0.98	0.04	0.25
A38M10-1	10	25	0.98	0.05	0.28

Phillips Insert Bits



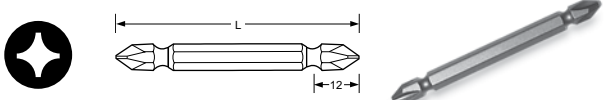
Part No	Point Size	L	
		mm	in
A38S2-1	2	25	0.98
A38S3-1	3	25	0.98

Phillips Single-Ended Power Bits



Part #	Point Size	L	
		mm	in
A3S0-2	0	50	1.97
A3S1-2	1	50	1.97
A3S1-2.75	1	70	2.76
A3S1-3	1	75	2.95
A3S1-3.5	1	90	3.54
A3S1-4	1	100	3.94
A3S1-6	1	150	5.91
A3S2-1.2	2	30	1.18
A3S2-1.6	2	40	1.57
A3S3-2	3	50	1.97
A3S3-2.75	3	70	2.76

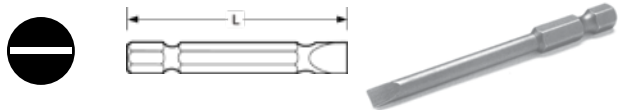
Phillips Double-Ended Power Bits



Part #	Size	L	
		mm	in
A3W1-3	1	75	2.94
A3W2-2	2	50	1.97
A3W2-3	2	75	2.94
A3W2-4	2	100	3.94
A3W2-6	2	150	5.91
A3W2-8	2	200	7.87
A3W2-10	2	250	9.84
A3W2-12	2	300	11.81
A3W3-2	3	50	1.97
A3W3-3	3	75	2.94
A3W3-4	3	100	3.94
A3W3-6	3	150	5.91
A3W3-8	3	200	7.87

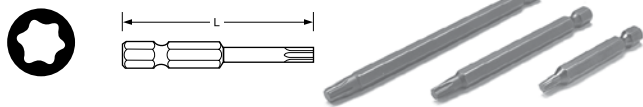
BITS & SOCKETS

Slotted Power Bits



Part #	Screw Size	mm	L in	Blade Thickness	Blade Width
A3M8-3	8	75	2.95	0.04	0.28
A3M10-3	10	75	2.95	0.05	0.31

Torx Power Bits



Part #	Torx Size	mm	L in
A3T6-2	T6	50	1.97
A3T7-2	T7	50	1.97
A3T7-2.75	T7	70	2.76
A3T7-3.5	T7	90	3.54
A3T7-6	T7	150	5.91
A3T8-2	T8	50	1.97
A3T9-2.75	T9	70	2.76

Bit Holders



Part #	MM	L IN
1/4" Hex, Magnetic		
A3BHM-3	75	2.94
A3BHM-4	100	3.94
A3BHM-6	150	5.91
A3BHM-8	200	7.87
A3BHM-10	250	9.84

Bit and Nutsetter Part Number Nomenclature

Precedes Part Number

BITS		A7	7/16 Power Drive
A3S	Phillips® Power Drive	AS	Electric Type Phillips®
A3W	Double Ended Phillips®	AM	Electric Type Slotted
A38S	Phillips® Insert	ATW	Electric Type Tri-Wing®
A39S	Phillips® Insert Reduced Nose	AT	Electric Hios Type Torx®
A3M	Slotted Power Drive	A26S	Electric Driver Phillips®
A38M	Slotted Insert	A26M	Electric Driver Slotted
A3MT	Slotted Power Drive Reduced Nose	A26C	Electric Driver Allen Socket Head
A3C	Allen Socket Head Power Drive	A3BHM	Insert Bit Holder (Magnetic Type)
A38C	Allen Socket Head Insert	A3BHD	Insert Bit Holder (Non Magnetic)
A3R	Square Recess Power Drive	NUTSETTERS	
A3RT	Square Recess Turned Down (Power)	A3B	Nutsetter
A38R	Square Recess Insert	A3BMP	Magnetic (MP) Pressed Type
A3T	Torx® Power Drive	A3BMS	Magnetic (MS) Spring Loaded
A38T	Torx® Insert	A3BMT	Magnetic (MT) Tube Type
A3TS	Torq-Set® Power Drive	A3BU	Universal Nutsetter
A38TS	Torq-Set® Insert	MAG-O-NETS	
A3TA	Triangle Power Drive	AM	AIMCO Mag-O-Net®
A3TW	Tri-Wing® Power Drive		
A38TW	Tri-Wing® Insert		

Contained within Part Number

Bits		ACRB	ACR® 4x4 Both Install and Remove
PZ	Pozidriv®	E4	Electric 4mm diameter
PZACR	Pozidriv® ACR®	E5	Electric 5mm diameter
SDV	Supadriv®	RS	Reduced Shank
TR	Torx® Tamper Resistant		
ACRI	ACR® Installation		
ACR	ACR® Remove		

Additional types and sizes of fastener tools, as well as custom parts, are available upon request. Contact an Eagle Group Customer Service Associate at (503) 254-6600, or toll free (800) 852-1368.

Index

MODEL #	PAGE	MODEL #	PAGE	MODEL #	PAGE	MODEL #	PAGE	MODEL #	PAGE
A		375-RZ	22	7650	16	A3S1-3	26	A409	24
AFRL-4	20	375-SZ	22	8116	17	A3S1-3.5	26	A410	24
AFRL-2	20	3100	10	8125	18	A3S1-4	26	A410-2	24
AFRL-2-C	20	3105	10	9020D	13	A3S1-6	26	A410-3	24
AFRL-3	20	3115	10	9025	13	A3S2-1.2	26	A410-3.25	24
AFRL-3-C	20	3205	10	9025D	13	A3S2-1.6	26	A410MP	24
AFRL-8	20	3220	10			A3S3-2	26	A411-3.25	24
ASH-250C-10MSZ	21	3320	10	Bits and Sockets		A3S3-2.75	26	A412MP	24
ASH-250C-15MSZ	21	5A-0514-2	18	A128A	25	A3T6-2	27	A412U	25
ASH-250C-25MSZ	21	5A-0514-2CB	18	A1220E	25	A3T7-2	27	A413U	25
ASH-375C-15MSZ	21	500-SZ	22	A1418E	25	A3T7-2.75	27	A504A	25
ASH-375C-25MSZ	21	5000	2	A2426E	25	A3T7-3.5	27	A#508A	25
ASH-375Z	21	5001	2	A3M8-3	27	A3T7-6	27	A63/4	24
ASH-500C-15MSZ	21	5002C	2, 3	A3M10-3	27	A3T8-2	27	A63/4-4	24
ASH-500C-25MSZ	21	5003C	3	A3R1/8-2.75	26	A3T9-2.75	27	A604A	25
ASH-500Z	21	5004C	4	A3R9/64-2.75	26	A3W1-3	26	A610E	25
		5006	4	A38M8-1	26	A3W1-4	26	A611/16	24
		5007	5	A38M10-1	26	A3W2-2	26	A611/16-4	24
		5008H	5	A38R1/8-1	26	A3W2-3	26	A613/16	24
B		5116	3	A38R9/64-1	26	A3W2-4	26	A613/16-4	24
B23	22	5195EC	5	A38S2-1	26	A3W2-6	26	A614	24
B23E	22	5196EC	5	A38S3-1	26	A3W2-8	26	A616	24
B25	22	5200EC	3	A3B1/4-2	25	A3W2-10	26	A617	24
		5201EC	3	A3B1/4-2.5	25	A3W2-12	26	A617-4	24
M		5202EC	4	A3B3/8-2	25	A3W3-2	26	A618-4	24
MAG-O-NETS	23	6009	7	A3B3/8-2.5	25	A3W3-3	26	A619-4	24
		6012	6	A3B05-2.75	25	A3W3-4	26	A81	24
R		6017	8	A3B5/16-2	25	A3W3-6	26	A87/8	24
RMA-7L	19	6050	17	A3B5/16-2.5	25	A3W3-8	26	A806A	25
RMA-15L	19	6080	17	A3B06-2.75	25	A31/4	24	A810E	25
RMA-20L	19	6113	7	A3B07-1.2	25	A31/4C	25	A815/16	24
RPA-1	19	6114	7	A3B07-2	25	A31/4MP	24	A817	24
RPA-2	19	6115	8	A3B07-2.75	25	A33/8	24	A819	24
RPA-3	19	6115EC	6	A3B07-4	25	A33/8MP	24	A821	24
		6116	8	A3B08-1.2	25	A35/16	24	ADC-2S	26
T		6133EC	6	A3B08-2	25	A35/16MP	24	ADC-3S	26
TS-20NP-2NPT	22	6191	17	A3B08-2.75	25	A302A	25	ADC-3SH7/16Z	26
TS-20US-2NPT	22	6507	7	A3B08-4	25	A304C	25	ADC-4S	26
TS-30NP-2NPT	22	6812EC	17	A3B08-6	25	A306	24	ADC-4SH7/16Z	26
TS-30US-3NPT	22	6905EC	6	A3B08-8	25	A307	24	AM1/4Z	23
TW-00	19	6906EC	7	A3B09-2.75	25	A307-2	24	AM3/16Z	23
TW-0	19	7P-0620-1	11	A3B09-4	25	A307-2.75	24	AM5Z	23
TW-3	19	7P-0620-2	15	A3B10-1.2	25	A308	24	CVF Series Anti-Marring Sockets	24
TW-5	19	7P-0620-4	15	A3B10-2	25	A308-2	24	CV Series Anti-Marring Sockets	24
TW-9	19	7P-0620-5	15	A3B10-2.75	25	A308MP	24	MARK-XXXX	
TW-15	19	7P-0620-7	15	A3B11-2.75	25	A310MP	24	Marker Sockets	23
TW-22	19	7P-1028-1	11	A3B12-1.2	25	A310U	25		
TW-30	19	7P-1028-4	15	A3B13-2.75	25	A311MP	24		
TW-40	19	7P-1028-5	15	A3B14-2.75	25	A311U	25		
TW-50	19	7P-1028-7	15	A3B16-2.75	25	A375E	25		
TW-60	19	714P-2100R	14	A3B17-2.75	25	A41/2	24		
TW-70	19	7005	14	A3B55-1.2	25	A41/2-3.25	24		
		7021	22	A3B55-2.75	25	A41/4C	25		
Numbers		7021AG	22	A3B55-4	25	A43/8	24		
1101	11	7041A	22	A3BHM-3	27	A43/8-3.25	24		
1102	12	7041AG	22	A3BHM-4	27	A47/16	24		
1105	11	7051	22	A3BHM-6	27	A47/16-3.25	24		
1115	12	7100	16	A3BHM-8	27	A403A	25		
1121	12	7102	14	A3BHM-10	27	A405C	25		
1577	12	7106	15	A3S0-2	26	A405E	25		
250-RZ	22	7107	14	A3S1-2	26	A408	24		
250-SZ	22	7110	14	A3S1-2.75	26	A408MP	24		
2010	9								
2225	9								
28796	21								

NEW TOOL AND ACCESSORY WARRANTY

Any new tool or accessory branded with the Eagle name, and purchased from EAGLE GROUP (EAGLE), or through one of its authorized distributors or agents, is warranted to the original buyer against defects in materials and workmanship for a period of one (1) year* from date of delivery. Under the terms of this warranty, EAGLE GROUP will repair or replace any product or accessory warranted hereunder and returned freight prepaid proving to EAGLE GROUP's satisfaction to be defective as a result of workmanship or materials. In order to qualify for this warranty, written notice to EAGLE GROUP must be given immediately upon discovery of such defect, at which time EAGLE GROUP will issue an authorization to return the tool. The defective item must be promptly returned to an authorized EAGLE GROUP service center with all freight charges prepaid.

REPAIRED TOOL WARRANTY

Once a tool is beyond the new product warranty period, as detailed above, EAGLE GROUP will provide repair warranty on pneumatic tools for a period of 90 days* beyond the warranted repair date.

EXCLUSION FROM WARRANTY

This warranty is valid only on products purchased from EAGLE GROUP, or thru its authorized distributors or agents. EAGLE GROUP shall have no obligation pursuant to the EAGLE GROUP Warranty with respect to any tools or accessories which in EAGLE GROUP's sole judgment have been altered, damaged, misused, abused, badly worn, lost or improperly maintained. This Warranty is null and void if the customer, or any other person other than an authorized representative of EAGLE GROUP, has made any attempt to service or modify the tool or accessory prior to its return to EAGLE GROUP under this Warranty.

The warranty provision with respect to each such product may be amended by EAGLE GROUP from time to time in its sole discretion. The liability of EAGLE GROUP hereunder shall be limited to replacing or repairing, at its option, any products which are returned freight prepaid to EAGLE GROUP and which EAGLE GROUP determines to be defective as described above or, at EAGLE GROUP's option, refunding the purchase price of such products.

EAGLE GROUP reserves the right to make periodic changes in construction or tool design at any time. EAGLE GROUP specifically reserves the right to make these changes without incurring any obligation or incorporating such changes or updates in tools or parts previously distributed.

THE EAGLE GROUP WARRANTY IS IN LIEU OF ALL OTHER WARRANTIES, EXPRESSED OR IMPLIED, AND EAGLE GROUP EXPRESSLY DISCLAIMS ANY WARRANTY OF MERCHANTABILITY OR FITNESS FOR A PARTICULAR PURPOSE. THIS WARRANTY SETS FORTH THE SOLE AND EXCLUSIVE REMEDY IN CONTRACT, TORT, STRICT LIABILITY, OR OTHERWISE.

THIS WARRANTY IS THE ONLY WARRANTY MADE BY EAGLE GROUP WITH RESPECT TO THE GOODS DELIVERED HEREUNDER, AND MAY BE MODIFIED OR AMENDED ONLY BY A WRITTEN INSTRUMENT SIGNED BY A DULY AUTHORIZED OFFICER OF EAGLE GROUP.

LIMITATION OF LIABILITY

EAGLE GROUP'S LIABILITY PURSUANT TO WARRANTY OF THE PRODUCTS COVERED HEREUNDER IS LIMITED TO REFUND OF THE PURCHASE PRICE. IN NO EVENT SHALL EAGLE GROUP BE LIABLE FOR COSTS OF PROCUREMENT OF SUBSTITUTE GOODS BY THE BUYER. IN NO EVENT SHALL EAGLE GROUP BE LIABLE FOR ANY SPECIAL, CONSEQUENTIAL, INCIDENTAL OR OTHER DAMAGES (INCLUDING WITHOUT LIMITATION, LOSS OF PROFIT) WHETHER OR NOT EAGLE GROUP HAS BEEN ADVISED OF THE POSSIBILITY OF SUCH LOSS, HOWEVER CAUSED, WHETHER FOR BREACH OR REPUDIATION OF CONTRACT, BREACH OF WARRANTY, NEGLIGENCE OR OTHERWISE. THIS EXCLUSION ALSO INCLUDES ANY LIABILITY WHICH MAY ARISE OUT OF THIRD PARTY CLAIMS AGAINST BUYER. THE ESSENTIAL PURPOSE OF THIS PROVISION IS TO LIMIT THE POTENTIAL LIABILITY OF EAGLE GROUP ARISING OUT OF THIS AGREEMENT AND/OR SALE.

Note: The EAGLE GROUP Warranty confers specific legal rights, however some states or jurisdictions may not allow certain exclusions or limitations within this warranty.

* All warranty periods addressed herein are determined using a standard shift, eight-hour work day.

EAGLE GROUP
Attn: Service Department
10000 SE Pine Street
Portland, OR 97216
877.273.3903





AIMCO CORPORATE HEADQUARTERS
10000 SE Pine Street
Portland, Oregon 97216
Phone: (503) 254-6600
Toll Free: 1-800-852-1368

AIMCO CORPORATION DE MEXICO SA DE CV
Ave. Cristobal Colon 14529
Chihuahua, Chihuahua. 31125
Mexico
Phone: (01-614) 380-1010
Fax: (01-614) 380-1019